

GENERAL INFORMATION

The purpose of the SPEAK® test is to determine the spoken English proficiency of people whose native language is not English. The test is given in one session and is divided into seven parts. For some parts of the test, you will read material that is printed in a test book; however, directions and questions for the entire test will be on an audiotape. All your answers to the test questions will be recorded on another tape. You will not have to write anything for the test.

TAKING THE TEST

When you take the SPEAK test, you will be given a test book and asked to read a set of general directions before you begin. Each section of the test has special instructions. These instructions are similar to those given for the practice questions that follow. It is a good idea to become familiar with the instructions before the day of the test.

The whole test is recorded. The voices on the test tape will ask you various questions. When you answer, you will speak into a microphone, and your answers will be recorded on another tape. To help you overcome any nervousness, you may wish to practice recording your voice before the day of the test.

The actual testing time is about 20 minutes. The test tape will announce the beginning and the end of each section. Listen carefully to each question and answer it when the voice on the tape tells you to do so. Speak in a natural tone of voice, but loudly enough for the machine to record clearly what you say. Your test scores will be based on what is recorded on the tape. **Do not stop your tape recorder at any time during the test unless you are told to do so by the test supervisor.**

PRACTICE QUESTIONS

The following practice questions and the instructions for each test section are similar to those you will find in the test. To get the most benefit from these practice questions, try to answer them just as you would during the actual test.

SECTION ONE: Directions

In this section of the test, you will be asked to answer some questions about yourself. After each question, you will have a short time to answer the question. On the actual test, you will have approximately 15 seconds to answer each question. Be sure to speak clearly after you hear each question.

Here are some sample questions:

1. What is your name?
2. How many brothers and sisters do you have?

In the actual test, questions in Section One will **NOT** be printed in the test book; you will hear them on the audiotape.

SECTION TWO: Directions

In this section, you will be asked to read a printed paragraph aloud. First, you will be given one minute to read the paragraph silently to yourself. Then, you will have one minute to read the paragraph aloud. Now, begin reading the paragraph below silently to yourself.

RADIO BROADCASTING

Radio reached its peak as a form of entertainment in the 1930's and 1940's. Every broadcast, no matter how modest, required a large number of talented people to get it on the air, from writers and directors to sound engineers and musicians. The unsung heroes and heroines were the people responsible for sound effects, those wizards who could produce any sound—from a teacup being placed in its saucer to a raging fire. In the early days, few effects were prerecorded, so the staff experimented to make the sounds just right. For example, they tried hitting hollow coconut shells on a flat surface to imitate the clip-clop sound of a horse's trot. Sound effects helped listeners to imagine that everything being portrayed was truly happening.

Now read the paragraph aloud with expression. Allow yourself exactly one minute to read the paragraph aloud.

SECTION THREE: Directions

In this section, you will see partial sentences and will be asked to make complete sentences using these parts. Look at Example X:

Example X: When the library opens. . .

There are a number of possible completions for this sentence. You could say, for example:

When the library opens, I will return the book.

OR

When the library opens, the students will go there to study.

OR

When the library opens, Mary will look for a new novel.

These are only sample completions. There are many other possibilities. Try to make the completed sentence meaningful and grammatically correct.

Now, complete each of the three partial sentences that follow. During the actual test you will hear only the number of each question. Speak when you hear the number, and be sure to say the complete sentence.

1. Whenever John comes home. . .
2. Before we left for class. . .
3. Because the restaurant is closed. . .


SECTION FOUR: Directions

In this section, you will see a series of pictures that tell a continuous story. You will be asked to tell the story that the pictures show. First, you will have one minute to study each of the following pictures silently, beginning with picture number 1 and going through picture number 6. Then, you will have one minute to tell the story. In the actual test, you will be told how to begin your story.

Now study the pictures on this page for exactly one minute and then tell the story in exactly one minute.



1




2




3



4



5




6

SECTION FIVE: Directions

In this section, you will be asked four questions about a picture. There are many different ways each question can be answered correctly. However, you should answer each question as completely as possible. You will have 30 seconds to study the picture silently before you hear the questions.

First, study the picture below silently for 30 seconds. Then answer each of the following practice questions. You will be given approximately 12 seconds to answer each question.



1. Where is this scene taking place?
2. What has just happened?
3. What will the boy probably do after this?
4. How could this situation have been avoided?

(In the actual test, the questions in Section Five will not be printed in the test book. You will hear them on the audiotape.)

SECTION SIX: Directions

In this section, you will be asked to describe certain objects and to give your opinions on topics of general interest. Be sure to say as much as you can in responding to each question.

Remember that this is simply a test of spoken English. The graders will be interested in how you express your ideas, not the actual ideas. If you are using SPEAK Test Form 5 or 6, you will be given 15 seconds to prepare your answer to each question and approximately 45 seconds to answer the questions. If you are using SPEAK Test Form 2, 3, or 4, you will need to begin answering immediately after the question is asked.

1. Describe the things that make a perfect day.
2. Describe a telephone in detail.
3. The number of automobiles being manufactured in the world increases yearly. As a consequence, air pollution has also increased. How do you think the problem of automobile pollution should be handled?

In the actual test, the questions in Section Six will not be printed in the test book. You will hear them on the audiotape.

SECTION SEVEN: Directions

In this section of the test, you will see a schedule or a notice containing information about a club, conference, contest, etc. You will be asked to explain the schedule or notice to a group of people. For example, the schedule below describes the activities of a nature club. Imagine that you are the club president and must explain the schedule to the club members. Remember to include all important details in your description. First, you will have one minute to silently study the information given below.

In your presentation, do not just read the information printed, but present it as if you were talking to a group of people. Now, make your presentation of the schedule. Allow yourself exactly one minute.

MOUNTAINVILLE NATURE CLUB

- Quarterly Meeting: April 15, 7:30 p.m.
Mountainville Nature Center
58 Fairview Drive
- Speakers: Professor Alice Welton
Biology Department—State University
"The American Bald Eagle: An
Endangered Species"
- Mr. Kenneth Shelby
Author of *Focus on Nature*
"Photographing Animals Close Up"
- Future Travel Plans: October 3-5 Florida Everglades
Total Cost: \$500
Contact: Peter Jenkins, Tour Director